

PLAN VIEW IS FOR ILLUSTRATION ONLY AND DOES NOT DEPICT ACTUAL JOB CONDITIONS

CUSTOMER VERIFICATION REQUIRED

"REVIEWED" STAMPS ARE NOT ACCEPTED

UNIT(S) DETAILED ARE AS REQUESTED IN THE BID INVITATION. THESE DETAILS ACCURATELY REFLECT THE FIELD DIMENSIONS AND ARE RELEASED FOR FABRICATION.

☐ APPROVED:

☐ REJECTED:

☐ APPROVED AS NOTED (PER REVIEW BY WASCO):

BY: _____

PLEASE INITIAL
SUBSEQUENT SHEETS

DATE: _____

GENERAL NOTES:

1) SYSTEM DESIGNED FOR 1⅝" OR 1⅜" INSULATING GLASS ONLY.

2) SKYLIGHTS ARE DESIGNED TO SUPPORT A MINIMUM 40 psf POSITIVE LOAD PLUS ALL DEAD LOADS WITH MAXIMUM DEFLECTION OF L/175.

3) UNITS ARE SHIPPED KD AND UNGLAZED.

4) SUPPORTING CURB CONSTRUCTION MUST BE CAPABLE OF SUPPORTING ALL HORIZONTAL AND VERTICAL LOADS IMPOSED BY THE SKYLIGHT ONTO THE CURB.

5) INSTALLATION OF SKYLIGHTS IS BY OTHERS.

6) OFF-LOADING OF SKYLIGHTS IS THE RESPONSIBILITY OF THE CUSTOMER.

7) MINIMUM PITCH ALLOWED 3:12.

MODEL	R.O. LENGTH	1st BAY R.O.TO CL	TYP BAY CL TO CL	R.O. WIDTH	R.O. to CL PURLIN	CL TO CL PURLIN	UNIT QTY
LPGG							
LPGG							
LPGG							

INSULATED GLASS SPECIFICATION

OUTER LAYER			
1/2" SPACE FILL	AIR	ARGON	
INNER LAYER			

METAL FINISH

MILL

CLEAR ANODIZE

DARK BRZ ANODIZE

MEDIUM BRZ ANODIZE

LIGHT BRZ ANODIZE

BLACK ANODIZE

KYNAR

BAKED ENAMEL

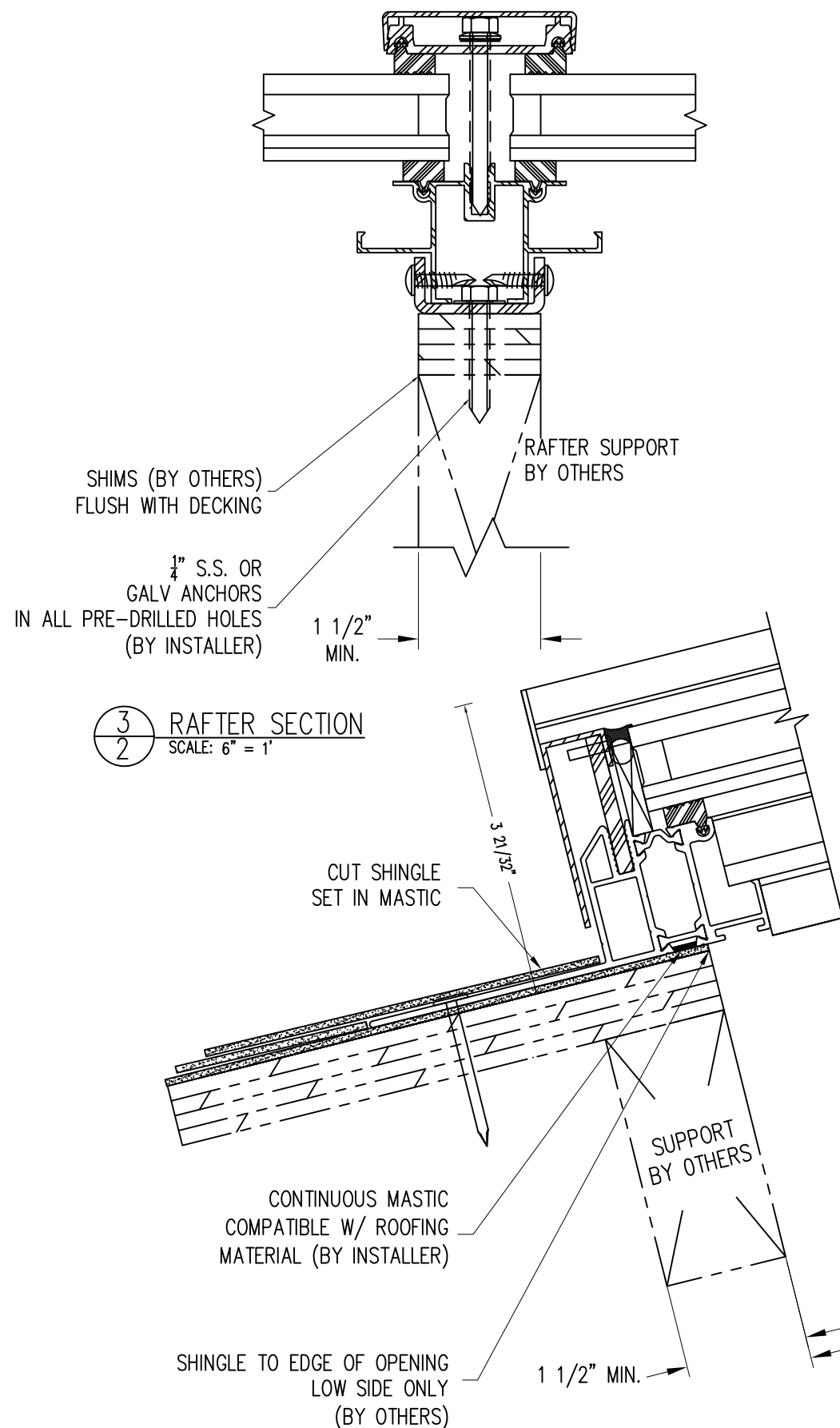
COLOR _____

COLOR _____

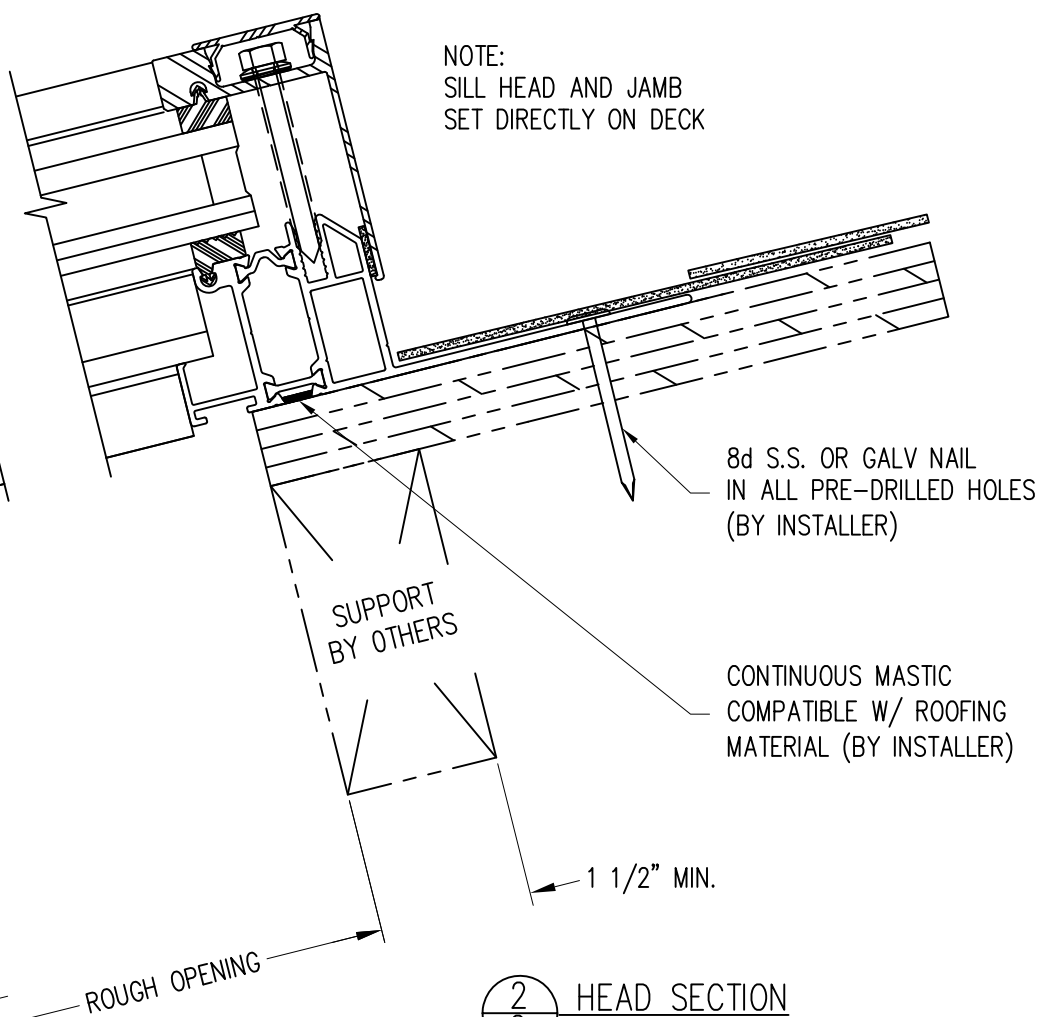
LOW PROFILE GLASS DECK MOUNT

SALES ORDER #:	
PROJECT NAME:	
LOCATION:	
CUSTOMER:	
WASCO REP:	

NOTE: THESE DRAWINGS AND THE DESIGNS DEPICTED IN THEM, ARE THE PROPERTY OF WASCO PRODUCTS, INCORPORATED AND CANNOT BE COPIED OR TRANSMITTED IN ANY FORM WITHOUT THE EXPRESS WRITTEN PERMISSION OF SAME.

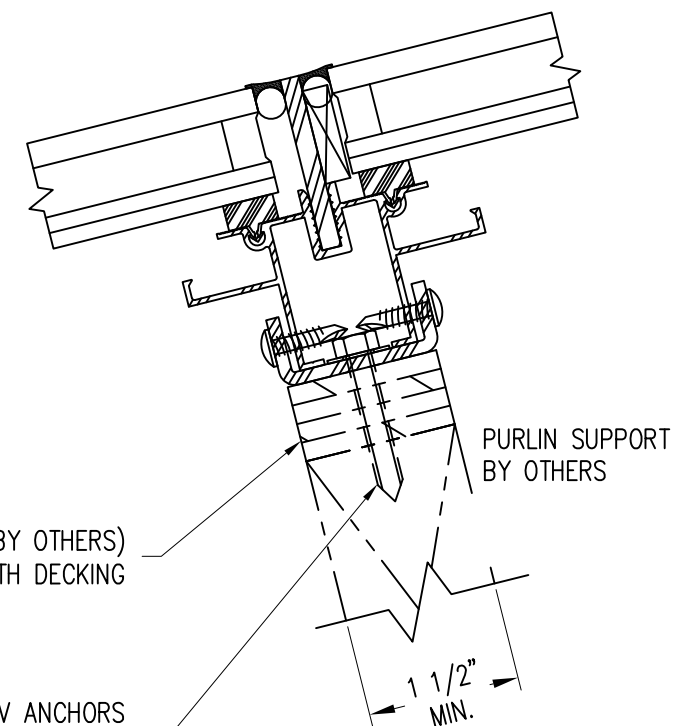


3
2 RAFTER SECTION
SCALE: 6" = 1'



2
2 HEAD SECTION
SCALE: 6" = 1'

GENERAL CURB/NAILER NOTE: CURBS/NAILERS SHOWN ARE GENERIC. DESIGN AND FABRICATION OF CURBS/NAILERS IS NOT THE RESPONSIBILITY OF WASCO PRODUCTS. THEY MUST BE ADEQUATE TO RESIST ALL VERTICAL AND HORIZONTAL FORCES THAT MAY BE IMPOSED ON THEM BY THE SKYLIGHT SYSTEM.



4
2 PURLIN SECTION
SCALE: 6" = 1'

LPGG - SINGLE PITCH LOW PROFILE DECK MOUNT			
CUSTOMER INITIAL			
Wasco Part of VELUX Commercial		VELUX Wells 85 Spencer Dr, Unit A Wells, ME 04090 1-800-88-VELUX veluxusa.com	
		ORDER#:	INQ#
		REV	SHEET
		0	2 OF 2